



2023-24 School Performance Report

Gerald Dawkins Academy



www.gvsu.edu

1050 Fisk Street SE
Grand Rapids, MI 49507

Grades Served: K-4

Contract Grades: K-5

Year Opened: 2023

School's Mission: Gerald Dawkins Academy ensures a dynamic and equitable learning community where students, families, and teachers will learn, lead, aspire, and achieve optimal intellectual growth.

2023-24 School Performance Report

Gerald Dawkins Academy

Current Contract Term Length

7 years

Contract Expiration Year

2030

Board Members

Name	Board Role	Appointed	Term Ends
Jerry McComb	President	November 4, 2022	June 30, 2026
Andrea Smith	Director	June 24, 2022	June 30, 2026
Brian Cloyd	Director	June 24, 2022	June 30, 2025
Jerry Bishop	Director	June 24, 2022	June 30, 2025
Melisha Roberts	Director	February 23, 2024	June 30, 2027

Educational Service Provider

Center for Sound Literacy

Academy Description

Gerald Dawkins Academy is a K-4 school located in Grand Rapids, MI with a diverse student population, mainly residing in 49507 and 49506. The Academy provides a safe, nurturing environment for all students to learn, lead, aspire, and achieve. Students are provided with robust learning opportunities where they can participate in hands-on learning and exciting STEM activities. With small class sizes of 20 (K-3) and 22 (4-5), students at Gerald Dawkins Academy receive a personalized learning experience, individualized supports, and intensive literacy instruction led by certified teachers.

CSO Capacity Analysis

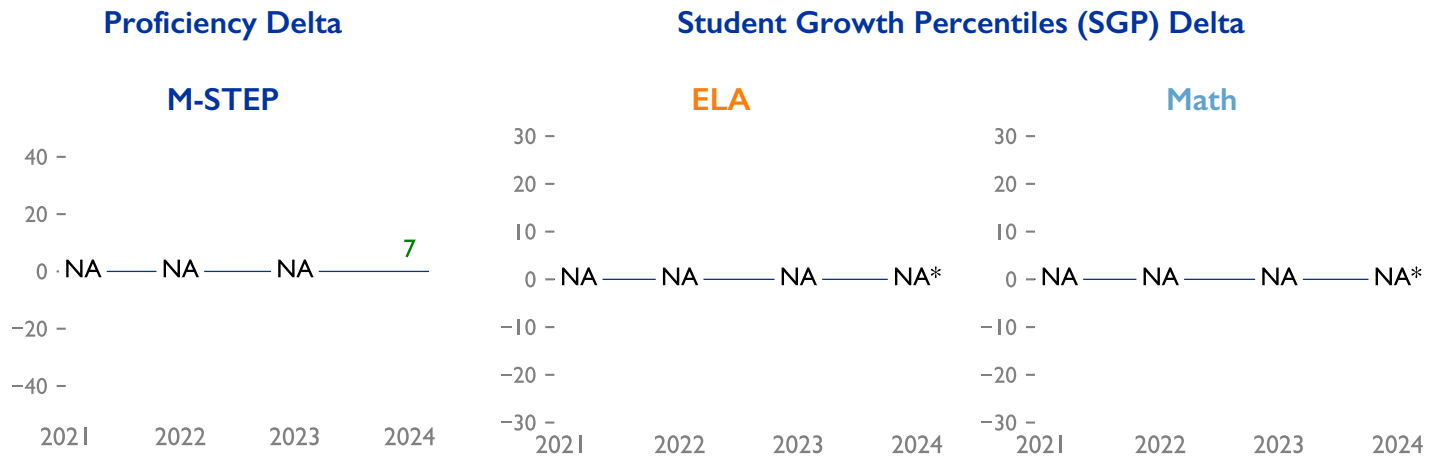
Gerald Dawkins Academy successfully opened its doors in the fall of 2023 and welcomed 60 students to the K-3 campus. Specializing in a literacy focused curriculum, the academy demonstrated strong academic growth as measured by NWEA. The academy intends to grow to a K-5 campus. The Charter Schools Office is confident that leadership and the academy board will grow and learn responsibilities within a school governance model.

2023-24 School Performance Report

Gerald Dawkins Academy

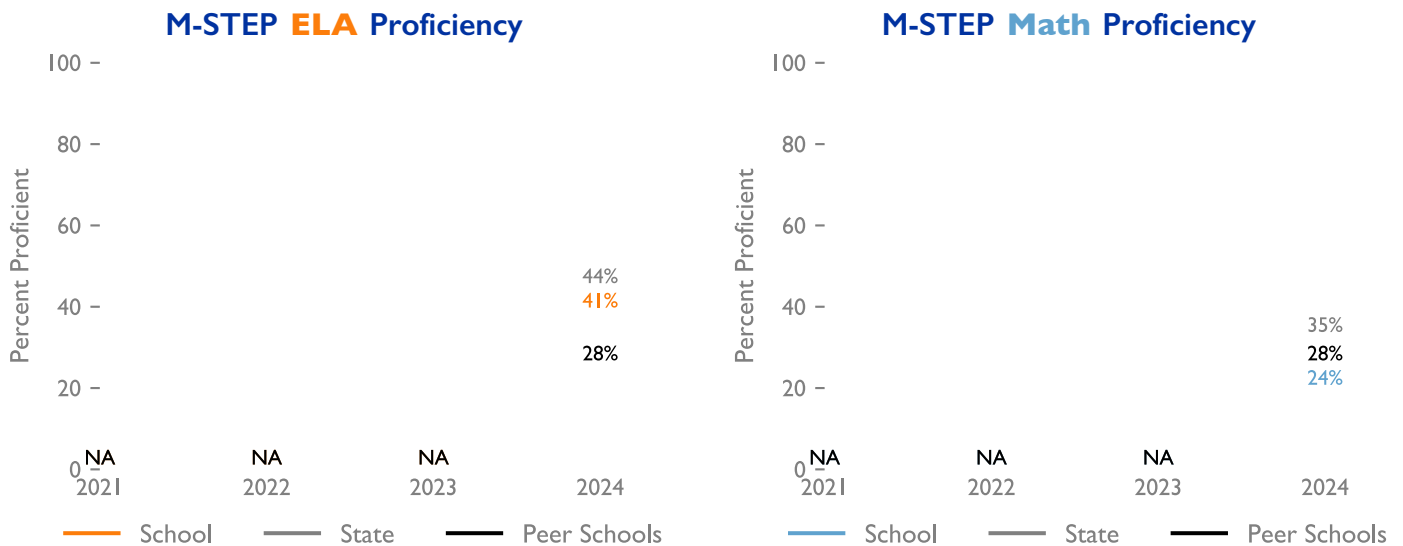
Educational Goals

Difference between the academy and statistically similar schools on M-STEP Proficiency, SAT Total Score, and Student Growth Percentile (SGP).



M-STEP Proficiency Trends by Subject

School's data compared to Peer Schools and State Proficiency.



This space reserved for SAT charts
(not applicable here)

Note: Grade levels for which growth data are available for 2021-22 are limited due to no state testing in 2019-20 and low participation in state testing in 2020-21. Elementary grades did not receive a growth score.

* Data supression

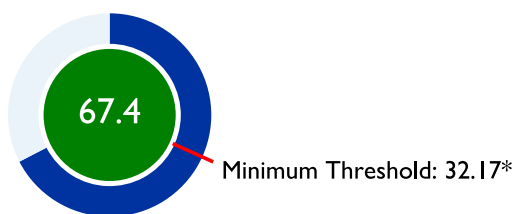
2023-24 School Performance Report

Gerald Dawkins Academy

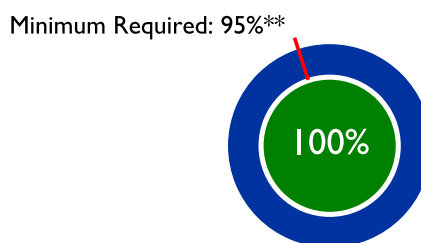
Roster of Statistically Similar Schools

Distance in Miles	Peer School Name
0.5	River City Scholars Charter Academy
0.59	Campus Elementary
0.94	Gerald R. Ford Academic Center
0.99	Dickinson Academy
1	Martin Luther King Leadership Academy
1.07	Mulick Park Elementary School
1.23	Hope Academy of West Michigan
1.29	Congress Elementary
1.33	Grand Rapids Child Discovery Center
1.54	William C. Abney Academy

School Index



Assessment Participation



Universal Support

Compliance Reporting Condition: **Exceeds Standard**

Exceeds Standards:

- At least 95% of board and school documents (combined) submitted to Epicenter on time

Meets Standards:

At least 85% of board and school documents (combined) submitted to Epicenter on time

Does Not Meet Standards:

Less than 85% board and school documents (combined) submitted to Epicenter on time

Financial Condition: **Exceeds Standard**

Exceeds Standards:

- Submitted to Epicenter on-time, unqualified opinion, and no significant deficiencies or material weaknesses

Meets Standards:

Submitted to Epicenter on-time, unqualified opinion, one or two significant deficiencies, and no material weaknesses

Does Not Meet Standards:

Late submission to Epicenter, unqualified, one or more material weaknesses or more than two significant deficiencies, OR qualified opinion

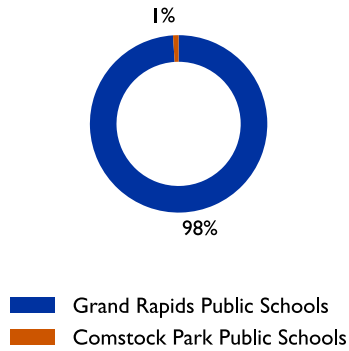
*School Index minimum threshold is determined by MDE each year for bottom 5% of schools in the state.

**Assessment Participation minimum requirement of 95% is a federal requirement. Assessment participation reported in this report is measured based on the "number assessed" field in the spring (May) assessment results file divided by the "number enrolled" in the spring (Feb) audited student counts file.

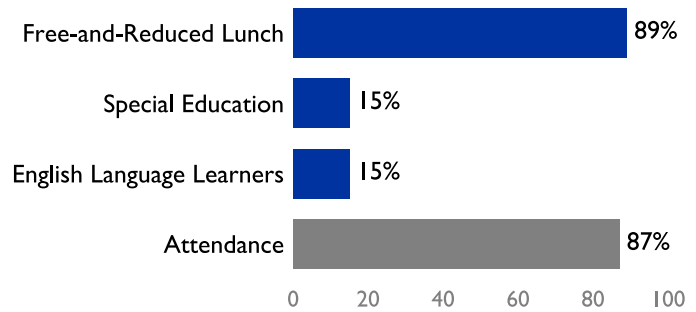
2023-24 School Performance Report

Gerald Dawkins Academy

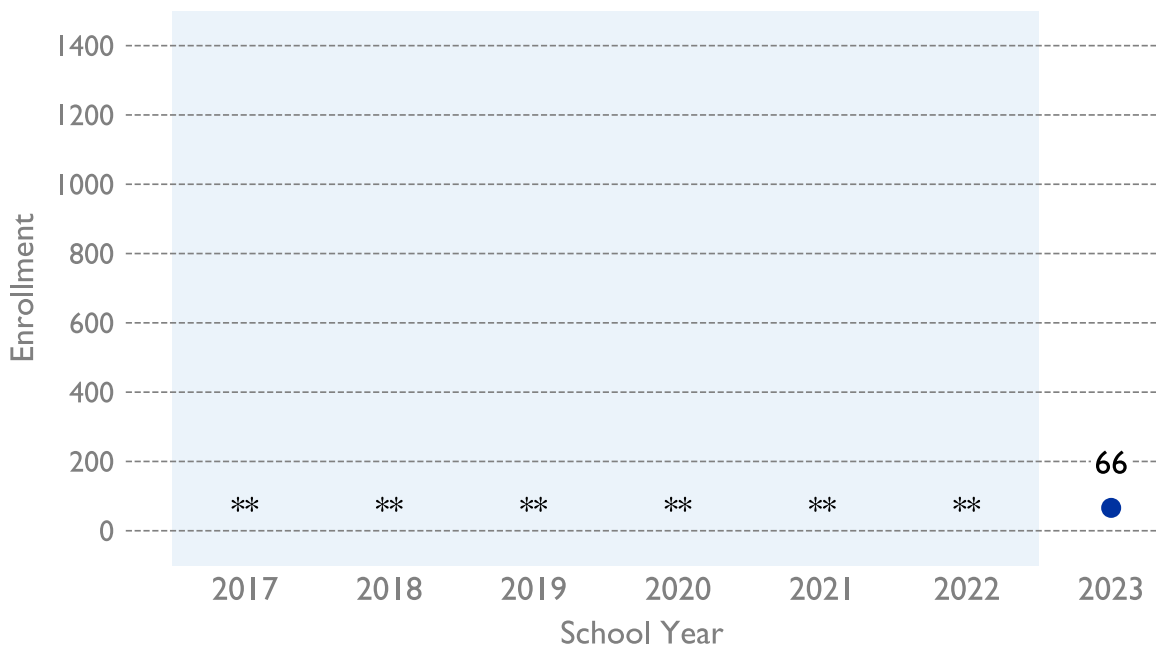
Student Resident Districts



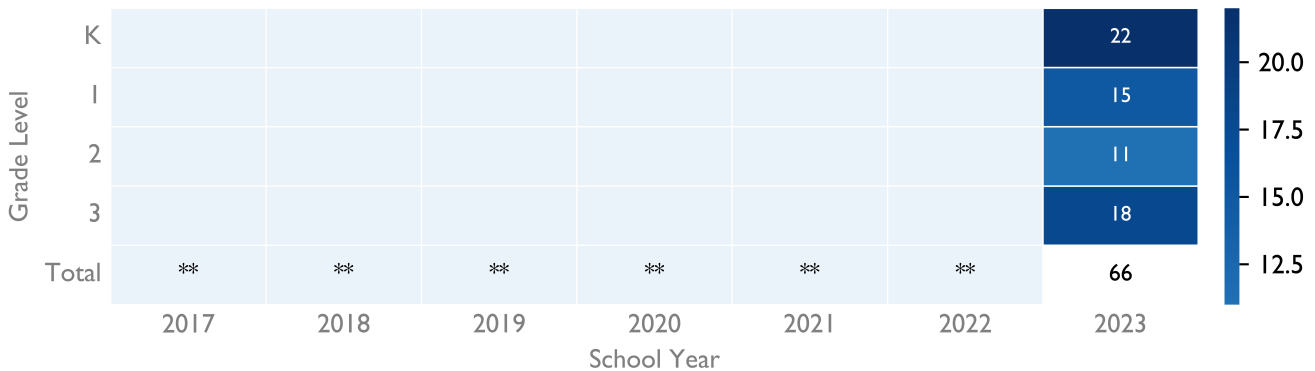
Subgroup Enrollment and Attendance



7 Year Enrollment Trend



Enrollment by Grade and Year



* Data suppression

** Refer to year opened on cover